



ITEM NO	
QUANTITY	
JOB NAME	
JOB NO	

EQUIPMENT BASE AMBIENT

SPECIFICATION SHEET



60" MODEL CP-EBA-60
SHOWN WITH OPTIONAL SWIVEL CASTERS

AVAILABLE MODELS

- ☐ CP-EBA-36
- ☐ CP-EBA-48
- ☐ CP-EBA-60
- ☐ CP-EBA-72

STANDARD FEATURES

- Stainless steel interior and exterior
- LEED certified foamed in place high density polyurethane insulation
- Heavy duty 6" adjustable legs
- Stainless steel adjustable wire shelving included
- Two year warranty: parts and labor

SPECIFICATIONS

CHAR® Products has over 20 years experience designing, engineering and manufacturing commercial kitchen equipment. Our products reside all over the United States.

Contact our sales team if you require a custom solution for your project.

OPTIONS

- ☐ FOUR 6" ROLLING CASTERS (TWO LOCKING)
- ☐ CUSTOM SHELIVING



CONSULTANT APPROVAL:

NOTES:

DATE:

CHAR Products, LLC Ph. 702-489-9888
Fax. 702-489-9898

1

Website: www.charprd.com
Email: info@charprd.com

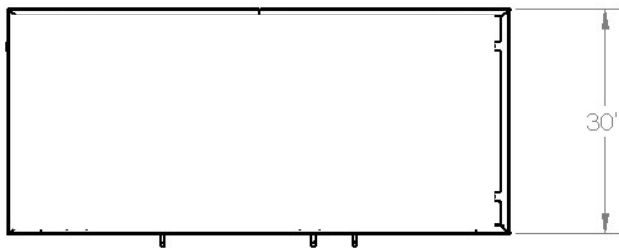
2915 Losee Rd. Ste 106
N. Las Vegas, NV 89030

Printed in USA— Jan. 2020

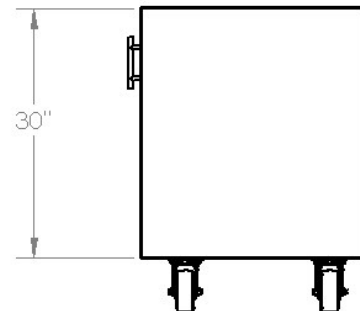
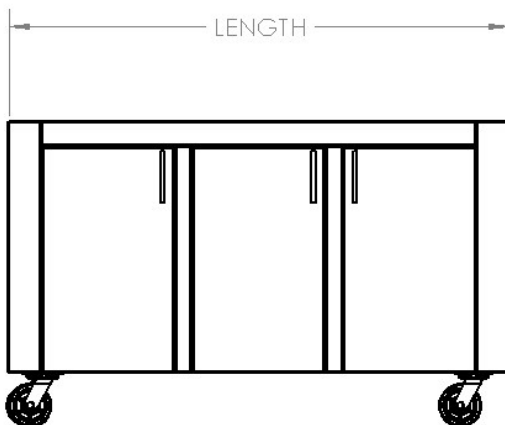
© copyright 2020



MODEL #	LENGTH	SHIPPING WEIGHT ESTIMATED
CP-EBA-36	36"	275 LBS.
CP-EBA-48	48"	300 LBS.
CP-EBA-60	60"	325 LBS.
CP-EBA-72	72"	375 LBS.



NOTE: THE NUMBER AND SIZE OF DOORS CHANGE WITH THE UNIT SIZE. ACTUAL DIMENSIONS WILL BE FINALIZED IN THE APPROVAL DRAWINGS.



SHOWN: CP-EBA-60 WITH
OPTIONAL SWIVEL CASTERS.

INSTALLATION INSTRUCTIONS

1. Observe all local and national codes.
2. This appliance is manufactured for commercial use ONLY. It is NOT intended for residential indoor use.
3. We upgrade our products regularly and in doing so, materials, specifications, and model numbers are subject to change without notice.